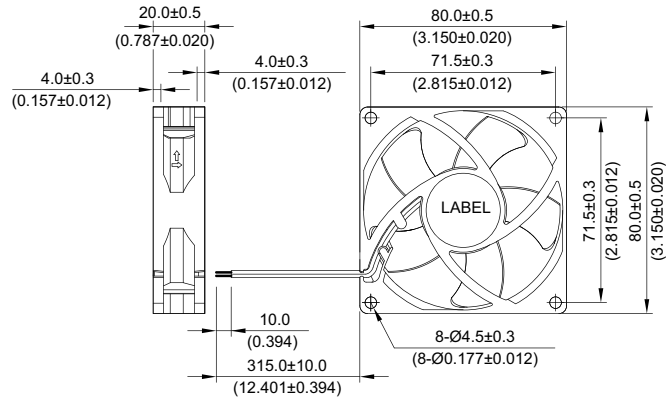


New



AUB 80 x 80 x 20 MM SERIES

DIMENSIONS DRAWING

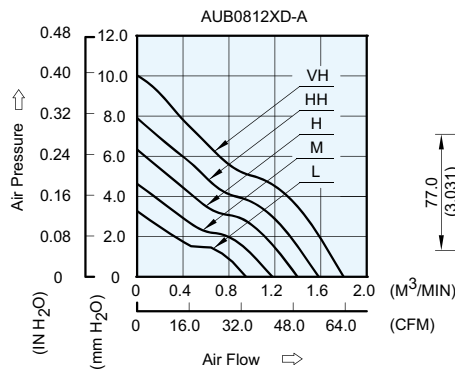


UNIT: $\frac{\text{mm}}{\text{(INCH)}}$

- * Bearing Type
Superflo Bearing
- * Material
Impeller & Frame : Plastic (UL 94V-0)
- * Lead Wires :
UL 1007 AWG #24 OR Equivalent
Red Wire Positive (+)
Black Wire Negative(-)
- * Weight : 73g (2.57 oz)

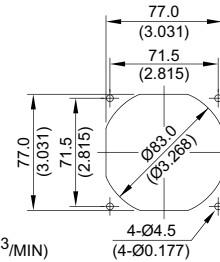
热设计网 <http://www.resheji.com>

P & Q CURVE (AT RATED VOLTAGE)

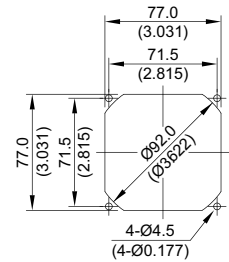


MOUNTING PANEL CUTOUT

OUTLET SIDE



INLET SIDE



UNIT: $\frac{\text{mm}}{\text{(INCH)}}$

MODEL			Rated Voltage	Operating Voltage Range	Rated Current	Rated Input Power	Speed	Maximum Air Flow		Maximum Air Pressure		Noise
PART NO.	REV.	FUNCTION	VDC	VDC	Amp	Watt	R.P.M.	m ³ /min	CFM	mmH ₂ O	IN H ₂ O	dB-A
AUB0812LD	-A	-R00 / -F00	12	5.0 to 13.8	0.12	1.44	3000	0.949	33.52	3.27	0.129	30.5
AUB0812MD	-A	-R00 / -F00	12	5.0 to 13.8	0.16	1.92	3600	1.180	41.68	4.63	0.182	36.0
AUB0812HD	-A	-R00 / -F00	12	5.0 to 13.8	0.22	2.64	4200	1.397	49.34	6.33	0.249	40.0
AUB0812HHD	-A	-R00 / -F00	12	5.0 to 13.8	0.32	3.84	4800	1.582	55.87	7.90	0.311	44.0
AUB0812VHD	-A	-R00 / -F00	12	5.0 to 12.6	0.42	5.04	5400	1.799	63.54	10.02	0.394	47.5

- * Function type is optional.
- * The max. air flow and the speed are measured in free air ; max. air pressure is measured at zero air flow.
- * Noise is measured in anechoic chamber in free air, one meter from intake side.
- * All readings are typical values at rated voltage.
- * Specifications are subject to change without notice.