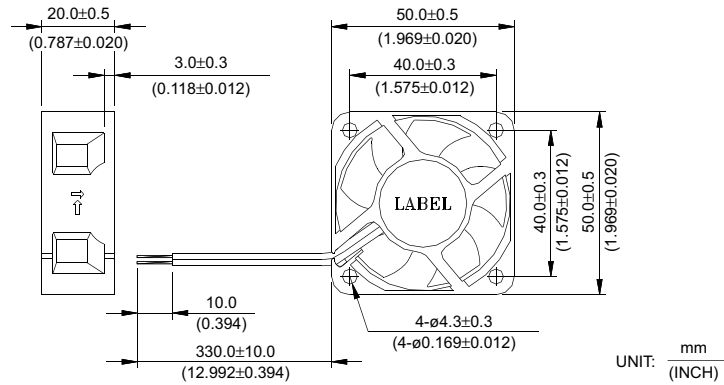


# AFB 50 x 50 x 20 MM SERIES

## DIMENSIONS DRAWING

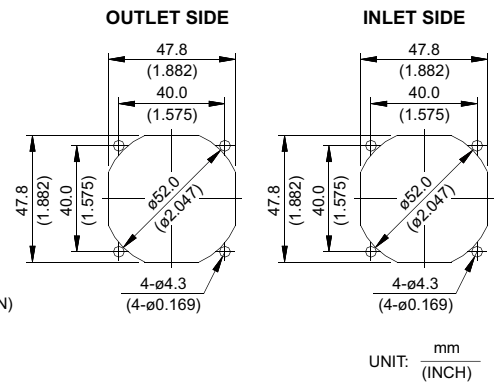
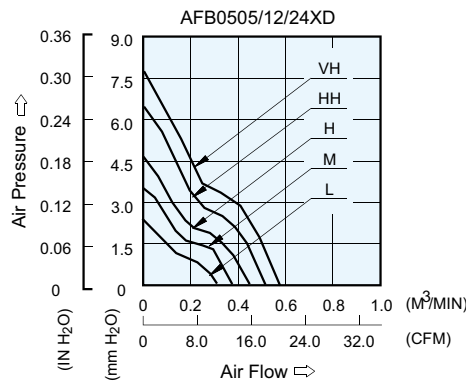


- \* Bearing Type  
Two Ball Bearings
- \* Material  
Impeller & Frame : Plastic (UL 94V-0)
- \* Lead Wires :  
UL 1007 AWG #24 OR Equivalent  
Red Wire Positive (+)  
Black Wire Negative (-)
- \* Weight : 38g (1.34 oz)
- \* Rib Type Only

热设计网 <http://www.resheji.com>

## P & Q CURVE (AT RATED VOLTAGE)

## MOUNTING PANEL CUTOUT



MODEL		Rated Voltage	Operating Voltage Range	Rated Current	Rated Input Power	Speed	Maximum Air Flow		Maximum Air Pressure		Noise
PART NO.	FUNCTION	VDC	VDC	Amp	Watt	R.P.M.	m <sup>3</sup> /min	CFM	mmH <sub>2</sub> O	IN H <sub>2</sub> O	dB-A
AFB0505LD	-R00 / -F00	5	4.5 to 5.5	0.14	0.70	4000	0.311	10.98	2.42	0.095	25.0
AFB0512LD	-R00 / -F00	12	7.0 to 13.8	0.06	0.72						
AFB0524LD	-R00 / -F00	24	14.0 to 27.6	0.05	1.20						
AFB0505MD	-R00 / -F00	5	4.5 to 5.5	0.20	1.00	4800	0.379	13.39	3.48	0.137	28.0
AFB0512MD	-R00 / -F00	12	7.0 to 13.8	0.07	0.84						
AFB0524MD	-R00 / -F00	24	14.0 to 27.6	0.06	1.44						
AFB0505HD	-R00 / -F00	5	4.5 to 5.5	0.33	1.65	5600	0.447	15.79	4.62	0.182	33.0
AFB0512HD	-R00 / -F00	12	7.0 to 13.8	0.10	1.20						
AFB0524HD	-R00 / -F00	24	14.0 to 27.6	0.07	1.68						
AFB0512HHD	-R00 / -F00	12	7.0 to 13.8	0.14	1.68	6400	0.518	18.30	6.44	0.254	37.0
AFB0524HHD	-R00 / -F00	24	14.0 to 27.6	0.09	2.16						
AFB0512VHD	-R00 / -F00	12	7.0 to 13.8	0.16	1.92	7000	0.575	20.30	7.70	0.303	40.5
AFB0524VHD	-R00 / -F00	24	14.0 to 27.6	0.10	2.40						

\* Function type is optional.  
 \* The max. air flow and the speed are measured in free air ; max. air pressure is measured at zero air flow.  
 \* Noise is measured in anechoic chamber in free air, one meter from intake side.  
 \* All readings are typical values at rated voltage.  
 \* Specifications are subject to change without notice.